

## **Comparative Experimental Investigation of Combustion, Performance and Emission in a Single Cylinder Thermal Barrier Coated Diesel Engine using Diesel and Neem Biodiesel**

M C Navindgi<sup>1</sup>, Dr. Maheswar Dutta<sup>2</sup>, Dr. B. Sudheer Prem Kumar<sup>3</sup>

<sup>1</sup>Associate Professor, Department of Mechanical Engineering, PDA College of Engineering, Gulbarga, Karnataka, India,

<sup>2</sup>Principal, MNR College of Engineering & Technology, Sangareddy, Medak District, AP, India

<sup>3</sup>Professor, Department of Mechanical Engineering, JNTU Hyderabad, A.P, India

---

**Abstract-** *The use of methyl esters of vegetable oil known as biodiesel are increasingly popular because of their low impact on environment, green alternate fuel and most interestingly it's use in engines does not require major modification in the engine hardware. Use of biodiesel as sole fuel in conventional direct injection diesel engine results in combustion problems, hence it is proposed to use the biodiesel in low heat rejection (LHR) diesel engines with its significance characteristics of higher operating temperature, maximum heat release, higher brake thermal efficiency (BTE) and ability to handle the lower calorific value (CV) fuel. In this work biodiesel from Neem oil called as Neem oil methyl ester (NOME) was used as sole fuel in conventional diesel engine and LHR direct injection (DI) diesel engine. The low heat rejection engine was developed with uniform ceramic coating of combustion chamber (includes piston crown, cylinder head, valves and cylinder liner) by partially stabilized /zirconia (PSZ) of 0.5 mm thickness. The experimental investigation was carried out in a single cylinder water-cooled LHR direct injection diesel engine. In this investigation, the combustion, performance and emission analysis were carried out in a diesel and biodiesel fueled conventional and LHR engine under identical operating conditions. The test result of biodiesel fueled LHR engine was quite identical to that of the conventional diesel engine. The brake thermal efficiency (BTE) of LHR engine with biodiesel is decreased marginally than LHR engine operated with diesel. Carbon monoxide (CO) and Hydrocarbon (HC) emission levels are decreased. The results of this comparative experimental investigation reveals that, some of the drawbacks of biodiesel could be made as advantageous factors while using it as a fuel in the LHR diesel engine. In the final analysis, it was found that, the results are quite satisfactory.*

**Keywords:** *LHR Engine, Biodiesel, Neem oil, Emission Characteristics, Thermal coating*

---

### **I. INTRODUCTION**

Diesel engines are the dominating one primarily in the field of transportation and secondarily in agricultural machinery due to its superior fuel economy and higher fuel efficiency. The world survey explicit that the diesel fuel consumption is several times higher than that of gasoline fuel. These fuels are fossil in nature, leads to the depletion of fuel and increasing cost. It has been found that the chemically treated vegetable oil often called as biodiesel is a promising fuel, because of their properties are similar to that

of diesel fuel (DF) and it is a renewable and can be easily produced. Compared to the conventional DI diesel engine the basic concept of LHR engine is to suppress the heat rejection to the coolant so that the useful power output can be increased, which in turn results in improved thermal efficiency. However previous studies are revealing that the thermal efficiency variation of LHR engine not only depends on the heat recovery system, but also depends on the engine configuration, operating condition and physical properties of the insulation material (1-2). The drawback of an LHR engine has to be considered seriously and effort has to be taken to reduce the increased heat loss with the exhaust and increased level of NOx emission. The potential techniques available for the reduction of NOx from diesel engines are exhaust gas recirculation (EGR), water injection, slower burn rate, reduced intake air temperature and particularly retarding the injection timing (3). It is strongly proven that the increasing thickness of ceramic coatings arrest the heat loss from the engine cylinder, in contrast decreases the power and torque. The optimized coating thickness can be identified through the simulation techniques (4). One of the viable significance of LHR engine is utilizing the low calorific value fuel such as biodiesel. Studies have revealed that, the use of biodiesel under identical condition as that for the diesel fuel results in slightly lower performance and emission levels due to the mismatching of the fuel properties mainly low calorific value and higher viscosity. The problems associated with the higher viscosity of biodiesel in a compression ignition (CI) engines are pumping loss, gum formation, injector nozzle coking, ring sticking and incompatibility with lubricating oil (5-8). The above identified problems with the use of biodiesel in conventional diesel engine can be reduced in LHR engines except for the injection problem. The present investigation involves the comparison of combustion, performance and emission levels of diesel and biodiesel (Neem based) in conventional and LHR DI diesel engines.

### **II. FUEL PREPARATIONS AND CHARACTERIZATION**

The vegetable oil was transesterified-using methanol in the presence of NaOH as a catalyst. The parameter involved in the above processing includes the catalyst amount, molar ratio of alcohol to oil, reaction temperature and reaction time (9-11). The parameters for the biodiesel production are optimized such as Catalyst amount, Molar ratio (Alcohol to Oil),

---

Reaction temperature, and Reaction time. The raw biodiesel obtained was brought down pH to a value of 7. This pure biodiesel was measured on weight basis and the important physical and chemical properties were determined as per the BIS standards (10). It is evident that, the dilution of blending of vegetable oil with other fuels like alcohol or diesel would bring the viscosity close to the specification range for a diesel engine (11-13). The important physical and chemical properties of the biodiesel thus prepared are given in table 1.

**Table 1** Properties of the diesel and biodiesel fuel

Characteristics	Diesel Fuel	B100
Density @ 15°C (kg/m <sup>3</sup> )	837	0.890
Viscosity @ 40°C (cSt)	3.2	5.7
Flash point (°C)	65	152
Cetane number	47	52
Calorific Value (MJ/kg)	42	37.2

### III. DEVELOPMENT OF TEST ENGINE

The engine combustion chamber was coated with partially stabilized zirconia (PSZ) of 0.5 mm thickness, which includes the piston crown, cylinder head, valves, and outside of the cylinder liner. The equal amount of material has been removed from the various parts of the combustion chamber and PSZ was coated uniformly. After PSZ coating, the engine was allowed to run about 10 hours, then test were conducted on it.

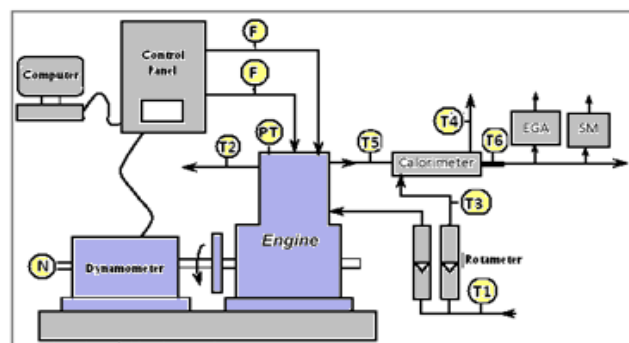


**Fig.1** Photograph of PSZ coated piston, Cylinder Head and Valves

### IV. EXPERIMENTAL PROCEDURE

The experimental setup and the specification of the test engine are shown in Fig.2 and Table 2 respectively.

The engine was coupled with an eddy current dynamometer for performance and emission testing. A piezoelectric transducer was mounted through an adopter in the cylinder head to measure the in-cylinder pressure. Signal from the pressure transducer was fed to charge amplifier. A magnetic shaft encoder was used to measure the TDC and crank angle position. The signals from the charge amplifier and shaft encoder were given to the appropriate channels of a data acquisition system.



**Fig 2:** Experimental Test Rig.

Nomenclature:

- PT Pressure transducer
- T1 Jacket water inlet temp.
- T2 Jacket water outlet temp.
- T3 Calorimeter water inlet temp.
- T4 Calorimeter water outlet temp.

T5	Exh gas to calorimeter temp.
T6	Exh gas from calorimeter temp.
N	Rotary encoder
EGA	Exh Gas Analyzer
SM	Smoke Meter

The analyzer used to measure the engine exhaust emission was calibrated before each test. Using the appropriate calibration curve, the measurement error for each analyzer was reduced as per the recommendation by the exhaust analyzer manual. Diesel and biodiesel was used in the conventional diesel engine and the PSZ coated LHR engine. Cylinder pressure data was recorded and the other desired datas were processed. The experiments were carried out in a single cylinder, naturally aspirated, constant speed, and water-cooled direct injection diesel engine with the following specifications.

**Table 2** Specification of test engine

Manufacturer	Kirloskar Engines Ltd., India
Model	TV-SR II, naturally aspirated
Engine	Single cylinder, DI
Bore/stroke	87.5mm/110mm
Compression ratio	17.5:1
Speed	1500 r/min, constant
Rated power	5.2kW
Working cycle	Four stroke
Injection pressure	240 bar/23 deg TDC
Type of sensor	Piezo electric
Response time	4 micro seconds
Technical features of Smoke meter:	
Make & Model:	Neptune Equipments, India,
Smoke sampling :	Partial flow
Zeroing :	Automatic

The test procedure was adopted from Beareu of Indian Standards BIS-10000 (year 1985).

## V. COMBUSTION AND HEAT RELEASE ANALYSIS

The combustion parameters can be studied through the analysis of heat release rate obtained from the pressure crank angle diagram. It is assumed that the mixture is homogeneous and uniform pressure and temperature at each instant of time during the combustion process. The heat release rate can be calculated from the first law of thermodynamics.

$$\frac{dU}{dT} = \frac{dQ}{dT} - \sum m_i h_i - p \frac{dV}{dT} \quad (1)$$

Where

$\frac{dQ}{dT}$  - Heat transfer rate,

$\frac{dV}{dT}$  - Work done by the system

$m_i$  - mass of flow into the system

$h_i$  - Enthalpy of flow into the system

$p$  - Pressure at any crank angle

$V$  - Volume at any crank angle

$U$  - Internal energy at any crank angle

By neglecting the crevice volume and its effect, the equation (1) is reduced to

$$\frac{dU}{dT} = \frac{dQ}{dT} = m_f h_f - p \frac{dV}{dT} \quad (2)$$

Where

$m_i$  - fuel flow rate

$h_i$  - Enthalpy of the fuel

This equation (2) can be further reduced to

$$\frac{dQn}{dt} = \frac{dQch}{dt} - \frac{dQht}{dt} = p \frac{dV}{dt} + mCv \frac{dT}{dt} \quad (3)$$

Where

$\frac{dQ_n}{dt}$  - Net heat release rate

$\frac{dQ_{ch}}{dt}$  - Gross heat release

$\frac{dQ_{ht}}{dt}$  - Heat transfer rate to the wall

From the ideal gas equation  $PV=mRT$  this equation (3) is further modified in to

$$\frac{dQ_n}{dt} = \frac{n}{n-1} P \frac{dV}{dt} + \frac{1}{n-1} V \frac{dP}{dt} \quad (4)$$

The pressure at any angle obtained from the pressure crank angle diagram makes it possible to find out the heat release at any crank angle.

## VI. RESULTS AND DISCUSSIONS

### A. Cylinder Pressure

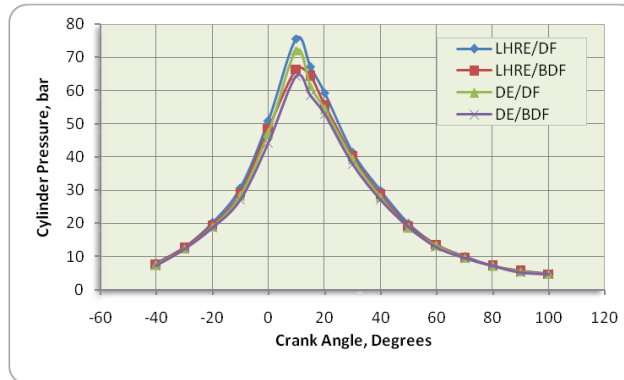


Fig. 3 Variation of cylinder pressure with respect to crank angle at full load

In a CI engine the cylinder pressure is depends on the fuel-burning rate during the premixed burning phase, which in turn leads better combustion and heal release. Figure 3 shows the typical variation of cylinder pressure with respect to crank angle. The cylinder pressure in the case of biodiesel fueled LHR engine is about 4.7 % lesser than the diesel fueled LHR engine and higher by about 1.64 % and 12.22% than conventional engine fueled with diesel and biodiesel. This reduction in the in cylinder pressure may be due to lower calorific value and slower combustion rates associated with biodiesel fueled LHR engine. However the cylinder pressure is relatively higher than the diesel engine fueled with diesel and biodiesel.

It is noted that the maximum pressure obtained for LHR engine fueled with biodiesel was closer with TDC around 2 degree crank angle than LHR engine fueled with diesel. The fuel-burning rate in the early stage of combustion is higher in the case of biodiesel than the diesel fuel, which bring the peak pressure more closely to TDC.

### B. Heat Release Rate

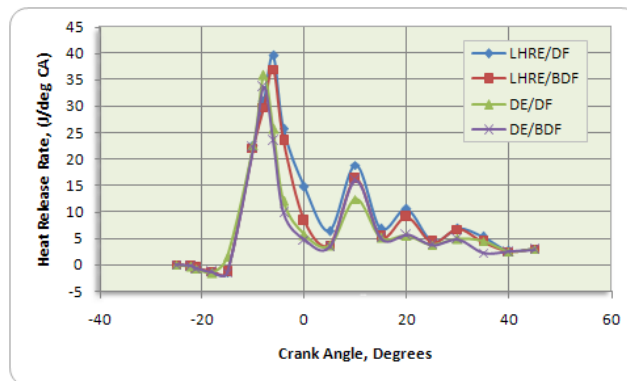


Fig. 4 Variation of heat release rate with respect to crank angle at full load

Figure 4 shows the variation of heat release rate with respect to crank angle. It is evident from the graph that, diesel and biodiesel fuel experiences the rapid premixed combustion followed by diffusion combustion. The premixed fuel burns rapidly and releases the maximum amount heat followed by the controlled heat release. The heat release rate during the premixed combustion is responsible for the cylinder peak pressure.

The maximum heat release of LHR engine with biodiesel is lower about 6.67% than LHR engine fueled with diesel and higher about 3.15% and 10.1% respectively than conventional engine fueled with diesel and biodiesel. It was found that, premixed combustion in the case of biodiesel fuel starts earlier than the diesel fuel and it may be due to excess oxygen available along with higher operating temperature in the fuel and the consequent reduction in delay period than that of diesel fuel. It may be expected that high surrounding temperature and oxygen availability of fuel itself (biodiesel) reduce the delay

period. However higher molecular weight lower calorific value and slightly higher value of viscosity bring down the peak heat release during the premixed combustion period. The heat release is well advanced due to the shorter delay period and early burning of the biodiesel. It is found that, the heat release rate of biodiesel, normally accumulated during the delay period follows the similar trends like diesel fuel.

### C. Cumulative Heat Release Rate

Figure 5 shows the variation of cumulative heat release with respect to crank angle. In general, the availability of oxygen in the biodiesel fuel itself enhances the combustion and thus increases the net heat release. In this investigation at full load, the net heat release for LHR engine fueled with biodiesel is lower by about 8.89% than LHR engine fueled with diesel and higher by about 1.86% and 4.49% respectively than conventional diesel engine fueled with diesel and biodiesel.

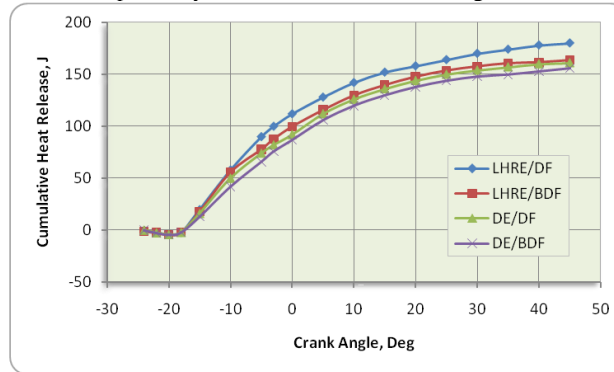


Fig.5 Variation of cumulative heat release with respect to crank angle at full load

### D. Brake Thermal Efficiency

Figure 6 shows the variation of brake thermal efficiency with engine power output. The maximum efficiency obtained in the case of LHR engine fueled with biodiesel at full load was lower by about 2.87% than LHR engine fueled with diesel and higher by about 4.81% and 14.9% respectively than conventional diesel engine fueled with diesel and biodiesel. In overall, it is evident that, the thermal efficiency obtained in the case of LHR engine fueled with biodiesel is substantially good enough within the power output range of the test engine.

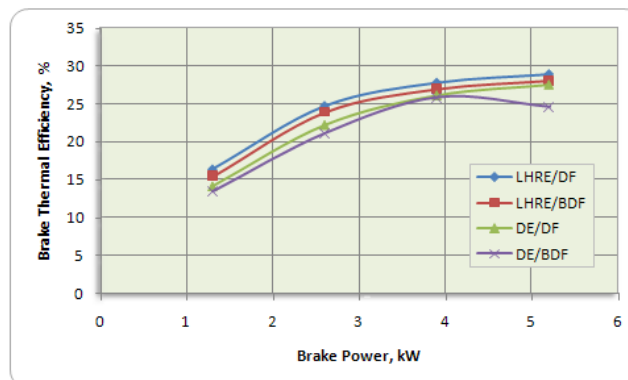


Fig. 6 Variation of brake thermal efficiency with engine power output

### E. Specific fuel Consumption

The variations of brake specific fuel consumption (SFC) with engine power output for different fuels are presented in figure 7. At maximum load the specific fuel consumption of LHR engine fueled with biodiesel is higher by about 5.24% than LHR engine fueled with diesel and lower by about 4.51% and 13.8% respectively than conventional engine fueled with diesel and biodiesel.

This higher fuel consumption was due to the combined effect of lower calorific value and high density of biodiesel. The test engine consumed additional biodiesel fuel in order to retain the same power output.

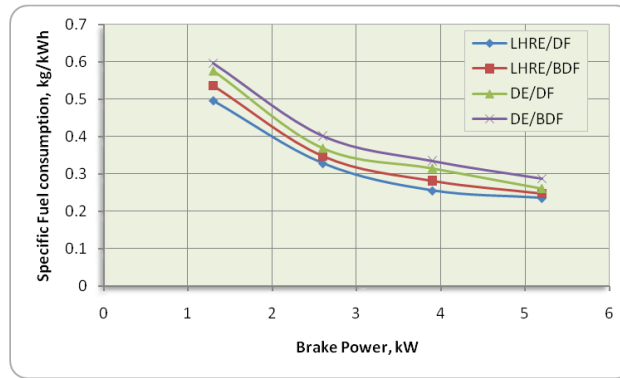


Fig. 7 Variation of Specific fuel consumption with engine power output

### F. Specific Energy Consumption

Figure 8 shows the variation between specific energy consumption (SEC) and engine power output. The heat input required to produce unit quantity of power is proportionately varying with SFC. Higher the energy required at low load and decreases by increasing the load. It is found that the specific energy consumption of LHR engine with biodiesel is higher by about 6.44% than the LHR engine with diesel fuel and lowers by about 5.05% and 11.25% respectively for conventional diesel engine with diesel and biodiesel.

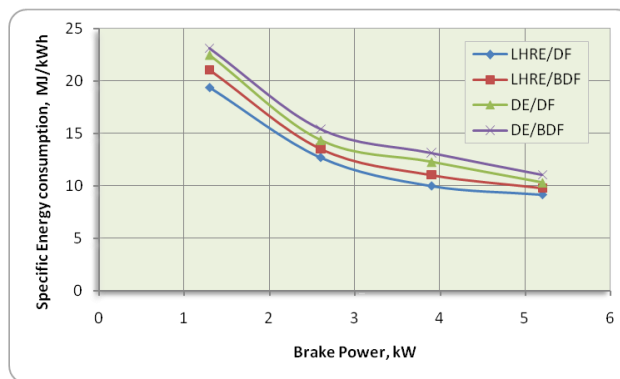


Fig.8 Variation of specific energy consumption with engine power output

### G. Exhaust Gas Temperature

Figure 9 shows the variation of exhaust gas temperature with engine power output. At full load, the exhaust gas temperature of LHR engine fueled with biodiesel gives lower value by about 1.37% than LHR engine fueled with diesel and higher by about 3.70% and 6.24% respectively than conventional engine with diesel and biodiesel. The higher operating temperature of LHR engine is responsible for the higher exhaust temperature. The exhaust gas temperature of biodiesel varies proportionately with engine power output as in the case of diesel fuel. It may be due to the heat release rate by the biodiesel during the expansion is comparatively lower than diesel.

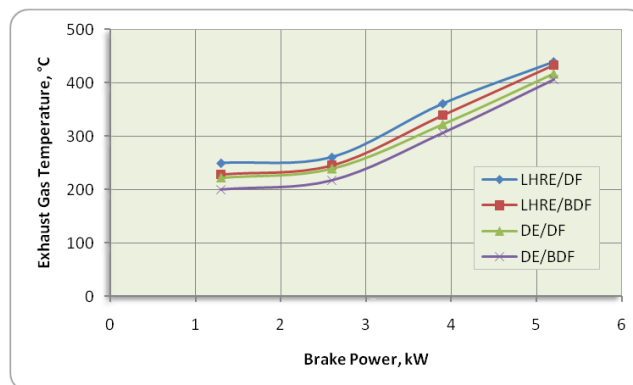


Fig.9 Variation of exhaust gas temperature with engine power output

### H. Carbon Monoxide

The variation of carbon monoxide (CO) with engine power output is presented in figure 10. The fuels are producing

higher amount of carbon monoxide emission at low power outputs and giving lower values at higher power conditions. Carbon monoxide emission decreases with increasing power output. At full load, CO emission for LHR engine with biodiesel fuel is lower by about 6.82%, 56.1% and 31.70% respectively than LHR engine with diesel, conventional engine fueled with biodiesel and diesel. With increasing biodiesel percentage, CO emission level decreases. Biodiesel itself has about 11 % oxygen content in it and it may helps for the complete combustion. Hence, CO emission level decreases with increasing biodiesel percentage in the fuel.

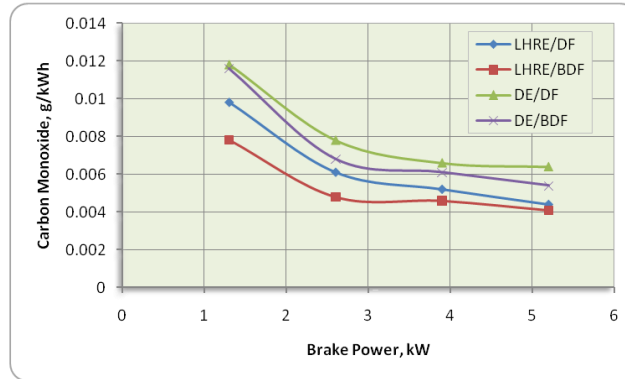


Fig. 10 Variation of carbon monoxide with engine power output

### I. Unburned Hydrocarbon

The variation of hydrocarbon (HC) with respect to engine power output for different fuels are shown in figure 11. The high operating temperature in LHR engine makes the combustion nearly complete than the limited operating temperature condition as in the case of diesel engine. At full load hydrocarbon emission levels are decreases for LHR engine fueled with biodiesel than LHR engine fueled with diesel and diesel engine fueled with diesel and biodiesel such as 0.14%, 21.69% and 13% respectively. The air fuel mixture, which was accumulated in the crevice volume, was reduced due to the high temperature and availability of oxygen, which in turn leads to reduction in unburned hydrocarbon emissions.

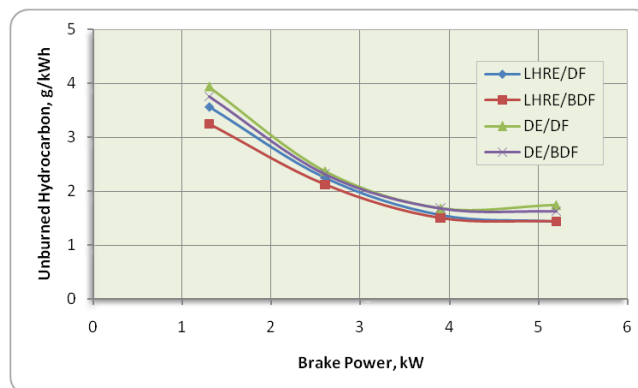


Fig. 11 Variation of hydrocarbon with engine power output

## VII. CONCLUSION

The biodiesel produced from Neem oil by transesterification process reduces the viscosity of the oil in order to match the suitability of diesel fuel. The diesel engine is modified in to LHR engine by means of partially stabilized zirconia (PSZ) coating. The various combustion parameters such as cylinder pressure, rate of heat release, cumulative heat releases were analyzed and the following conclusions were drawn.

- i. At full load condition, the cylinder pressure in the case of biodiesel fueled LHR engine was lower than that of the diesel fueled LHR engine. Even though (his reduction under identical condition is substantial. The absolute value of this cylinder peak pressure is well within operating limits of the test engine.
- ii. The final analysis of the heal release shows that the value of net heat release in the case of biodiesel fueled LHR engine is substantially good enough for the effective work done of the lest engine.

The performance characteristics such as brake thermal efficiency, specific fuel consumption and specific energy consumption and various emission characteristics were compared and summarized as follows.

- i. The maximum efficiency obtained in the case of LHR engine fueled with biodiesel was lower than the LHR engine operated with diesel fuel. However the efficiency of the LHR engine with biodiesel fuel is well within the expected limits,
- ii. The exhaust gas temperature of LHR engine fueled with biodiesel was lower than LHR engine fueled with diesel throughout the operating condition. The low exhaust gas temperature indicates the heat release rate during the late

- combustion was comparatively lower than diesel fuel.
- iii. The specific fuel consumption of LHR engine with biodiesel was higher than LHR engine fueled with diesel. The higher consumption of fuel due to low calorific value and high viscosity. Even though it could be expected to the offset by the cost of biodiesel.
  - iv. The specific energy consumption of LHR engine with biodiesel was higher than LHR engine fueled with diesel fuel.
  - v. It was found that, CO and HC emissions for LHR engine with biodiesel was considerably lower than LHR engine fueled with diesel. This reduction of emissions due to excess oxygen availability along with higher operating temperature.

The above comparative study clearly reveals the possibility of using the biodiesel in LHR direct injection diesel engine. The combustion, performance and emission characteristics show the suitability of biodiesel in LHR engine.

## REFERENCES

- [1]. Woschni O. Spindler W. Kolesa K, " Heat insulation of combustion chamber walls—a measure to decrease the fuel combustion of I.C. engines", SAE paper No.850359.
- [2]. Kamo R, Mavinahally NS, Kamo L, Bryzik W, Sdiwartz E. " Injection characteristics that improve performance of ceramics coated diesel engines", SAE paper No. 1999-01-0972.
- [3]. Aman CA, " Promises and challenges of the low-heat-rejection diesel Engine". J Eng Gas Turb Power 1988; 110:475-81.
- [4]. P.Tamil Porai, "Simulation and Analysis of combustion and heat transfer in low heat rejection diesel engine using two zone combustion model and different heat transfer models". Ph.D Thesis, Anna University, Feb 1998.
- [5]. Pryde E H, " Vegetable oil as diesel fuels; overview. Papers from the symposium on vegetable oils as diesel fuels". Presented at the 73rd AOCs annual meeting, Toronto, Canada. J. Am. Oil Chem. Soc. 1983; 60(8).
- [6]. Ryan T W. Dodge L G. Callahan T J, " The effects of vegetable oil properties on injection and combustion in two different diesel engines." J. Am. Oil Chem. Soc. 1984; 61(10); 1610-9.
- [7]. Ziejewski M. Kaufman K R. " Laboratory endurance test of sunflower oil blend in a diesel engine", J, Am. Oil Chem. Soc. 1983:60(8); 1567-73.
- [8]. Korus R A, Jaiduk J, Pcterson C L, " A rapid engine test to measure injector fouling in diesel engines using vegetable oil fuels", J. Am. Oil Chem. Soc. 1985:62(11): 1563-4.
- [9]. Fangrui Maa, Milford A Hannab, " Biodiesel production: a review", Bioresource Technology, 70(1999) 1-15.
- [10]. Hanumanth Mulimani, O D Hebbal, M. C. Navindgi, " Extraction of Biodiesel from Vegetable Oils and their comparisons ", International Journal of Advanced Scientific Research and Technology (IJST) Issue 2, Volume 2 (April 2012) pp 242-250
- [11]. L.C. Meher a, Vidya S.S. Dharmagadda b, S.N. Naik a, "Optimization of alkali-catalyzed transesterification of Pongamia pinnata oil for production of Biodiesel ", Bioresource Technology, 97(2006)1392-1397
- [12]. Agarwal A K, "Vegetable oils verses diesel fuel; development and use of biodiesel in a compression ignition engine", TIDE 1998:8(3): 191-204.
- [13]. Sinha S, Misra NC, " Diesel fuel alternative from vegetable oils", Chem. Engg World 1997: 32(10): 77-80.
- [14]. B.Rajendra Prasath, P.Tamil Porai, Mohd. P. Shair "Theoretical Modeling and Experimental Study of Combustion and Performance Characteristics of Biodiesel in Turbocharged Low Heat Rejection D.I Diesel Engine", World Academy of Science, Engineering and Technology 61 2010.
- [15]. B.Rajendra Prasath, P.Tamil Porai, Mohd. F. Shair "Simulation and Analysis of Combustion, Performance and Emission Characteristics of Biodiesel Fueled Low Heat Rejection Direct Injection Diesel Engine", SAE Paper No. 2007-32-0094.
- [16]. Mohd. E. Shair, P.Tamil Porai. B.Rajendra Prasath "Analysis of Combustion, Performance and Emission Characteristics of Turbocharged LHR Extended Expansion DI Diesel Engine" World Academy of Science, Engineering and Technology 61 2010.
- [17]. Mohd. F. Shair, P.Tamil Porai, B.Rajendra Prasath, "Analysis of expanded cycle and internal EGR for LHR DI diesel engines". Journal of future Engineering and Technology, Vol.5, No.2. pp.32-41.
- [18]. Hanbey Hazar, "Effects of bio-diesel on a low heat loss diesel engine", Renewable Energy, No. 34, pp. 1533–1537, 2009.
- [19]. Banapurmath, N. R. and Tewari, P. G., "Performance studies of a low heat rejection engine operated on non-volatile vegetable oils with exhaust gas recirculation", International Journal of Sustainable Engineering, 2(4), pp. 265-274, 2009.
- [20]. Parker, D.A. and Dennison, G.M., "Development of an air gap insulated piston", SAE Paper No-870652, 1987.
- [21]. Rama Mohan, K., Vara Prasad, C.M. and Murali Krishna, M.V.S., "Performance of a low heat rejection diesel engine with air gap insulated piston", ASME Journal of Engineering for Gas Turbines and Power, 121, pp. 530-540, 1999.
- [22]. Jabez Dhinagar, S., Nagalingam, B. and Gopala Krishnan, K.V. "A comparative study of the performance of a low heat rejection engine with four different levels of insulation", Proceedings of IV International Conference on Small Engines and Fuels, pp.121-126, Chang Mai, Thailand, 1993.
- [23]. Murali Krishna, M.V.S., " Performance evaluation of low heat rejection diesel engine with alternate fuels, Ph.D Thesis", J.N.T.University, Hyderabad, 2004.
- [24]. Krishna Murthy, P.V., "Studies on bio-diesel on low heat rejection diesel engine, Ph.D Thesis", J.N.T. University, Hyderabad, 2010.



**Nomenclature**

LHRE	Low heat rejection engine
BDF	Biodiesel fuel
DE	Diesel engine
DF	Diesel fuel
DI	Direct injection
PSZ	Partially stabilized zirconia
CV	Calorific value, MJ/kg
CO	Carbon monoxide, g/kWh
HC	Hydrocarbon, g/kWh
LHR	Low heat rejection
SEC	Specific energy consumption, kJ/kWh
SFC	Specific fuel consumption, kg/kWh
TDC	Top dead center
BTDC	Before top dead center
BIS	Bureau of Indian standards
U	Internal energy, kJ/kg K
Q	Heat transfer rate, kJ/s
m	Mass of fuel, Kg/s
h	Enthalpy, kJ/kg
p	Pressure, bar
V	Volume, m <sup>3</sup>
t	Time, s
T	Temperature, K
C <sub>v</sub>	Specific heat at constant volume, kJ/kgK